



Now Available to all CLAW Members at No Additional Cost!

ValueMap[™]

Click on the **ValueMap[™]** Link in the "Quick Links" Portal, then mouse over "Realist ValueMap" and click on the "Search" option

What's My Home *Really* Worth?

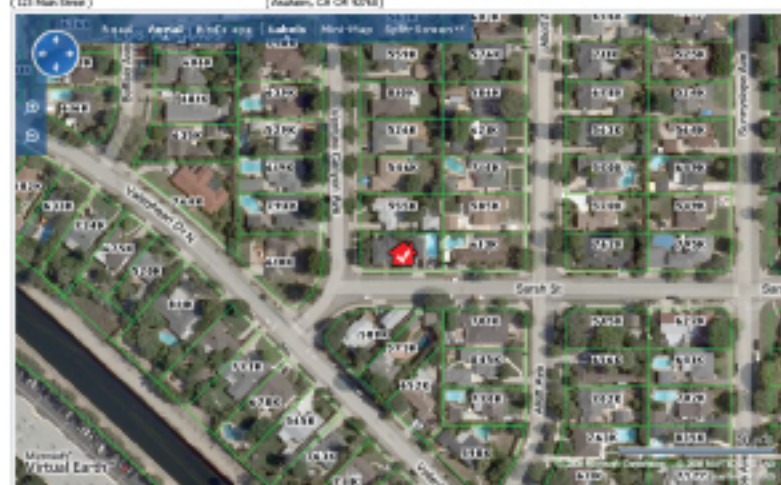
Values on this page are estimated, please work with your agent for a precise value assessment.

Enter Address and Street Name

City, State OR Zip

\$739,000 Estimated Value

(123 Main Street) [SHERMAN OAKS CA 91423-1116] SEARCH



Showing: My Home Homes For Sale Homes Recently Sold Property Values Trends

Change Your Value

You can make changes to your home value by entering revised values for the attributes of your home below.

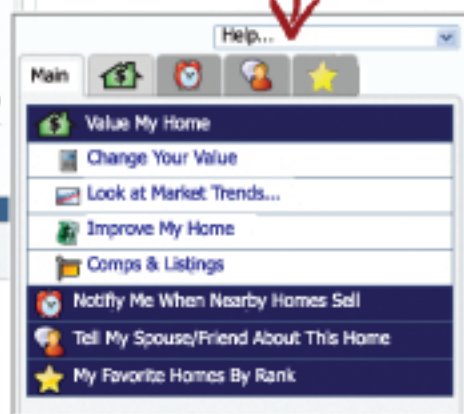
Click "Update Values" to see the effect of your changes on the map, or "Reset" to restore the original values on your home.

Bedrooms: [3]
 # Bathrooms: [2]
 Total Rooms: [5]
 Square Footage: [1511]
 Year Built: [1987]

Home Summary

Original Estimate: \$739,000
 Total Change +/-:
 New Estimate:
 Low - High

Update Values Reset



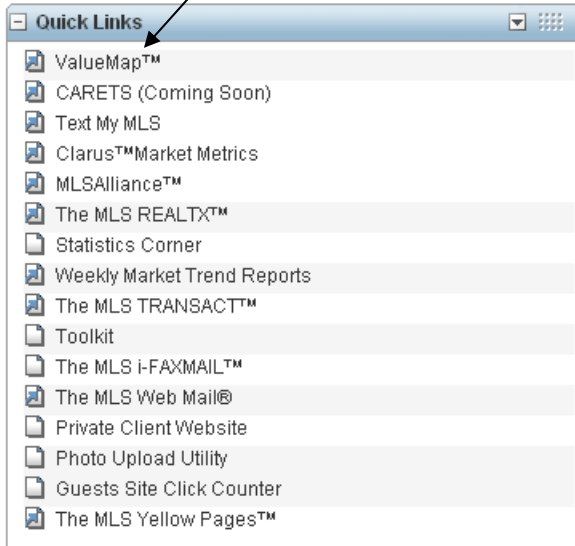
ValueMap[™] is an interactive mapping tool that brings property and ownership information to life. **ValueMap[™]** is designed to help promote your listings, increase traffic, and generate more sales inquiries.

- Instantly Obtain Estimated Values of Homes
- Track Market Trends Targeted to a Selected Zip Code for One Year
- Follow the Impact That Various Home Improvements Would Have on the Value of Your Home
- Determine Estimated Value of Adjacent Homes
- Adjust Home Facts and Re-Calculate a Property's Value
- Compare Your Property with Similar Properties in the Area That Have Sold
- Be Notified When Nearby Homes Sell

Visit TheMLS.com or call the MLS[®] Help Desk (310) 358-1100 to find out more about ValueMap[™] and how it can help you.

How to Access the ValueMap?

Click on the "ValueMap" link in the "Quick Links" Portal of TheMLS.com Home Page.



Hover over "Realist ValueMap" and then click on the "Search" link.

A screenshot of the Realist ValueMap website. The top navigation bar is blue with the 'THE REALTX Real Time Public Records' logo on the left and user information 'Hello, Daniel | Admin | FAQ | Contact Us | Close Window' on the right. Below the navigation bar, there are links for 'Home', 'Searches', 'Saved Searches', 'Calculators', 'Export Manager', and 'Realist ValueMap'. The 'Realist ValueMap' link is highlighted, and a 'Search' button is visible below it. The main content area shows a search form with 'State: CA' and 'County: LOS ANGELES' selected. Below the search form is a map of Los Angeles County and a table of sales statistics.

Sales Statistics for LOS ANGELES County CA

Realist's most recent recording date for this county is 09/25/2008

Single Family Residence		
Time Period	Number of Sales	Median Sale Price
Aug 2008	4,493	\$390,000
Aug 2007	4,042	\$590,250
Jul 2008	4,399	\$410,000
Jul 2007	4,122	\$579,000
2008 YTD	29,012	\$425,000
2007	45,987	\$555,000

Condominium		
Time Period	Number of Sales	Median Sale Price
Aug 2008	1,502	\$362,750
Aug 2007	1,651	\$475,000
Jul 2008	1,333	\$380,000
Jul 2007	1,735	\$475,000
2008 YTD	9,827	\$393,000
2007	18,803	\$456,000