

How to Bookmark VESTAPLUS™ on Your Mobile Phone & Access The MLS™ On The Go

You can easily access The MLS™ data on your mobile phone by bookmarking the new VESTAPLUS™ site on your mobile device (please note: VESTAPLUS™ is currently in testing mode). Here's how:

For all mobile devices/browser types:
First, log into TheMLS.com on your mobile device and click on the red bar labeled VESTAPLUS – DEMO.



Safari (iOS Only)

1. From the VESTAPLUS™ Demo homepage, tap on the box with an arrow pointing upwards, which should be located at the bottom of the application window (Figure A).
2. Tap on the “Add Bookmark” button in the popup window that appears (Figure B).
3. You should now be able to access VESTAPLUS™ from the new tab screen, or from your bookmarks.

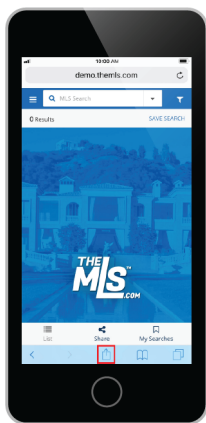


Figure A

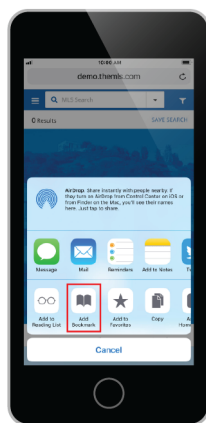


Figure B

Google Chrome (Android, iOS, Windows)

1. From the VESTAPLUS™ Demo homepage, tap on the three dots at the top right of the application window (Figure A).
2. Then, in the dropdown menu, tap on the star at the top (Figure B).
3. You should now be able to access VESTAPLUS™ from the new tab screen, or from your bookmarks.

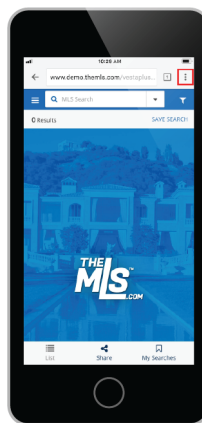


Figure A

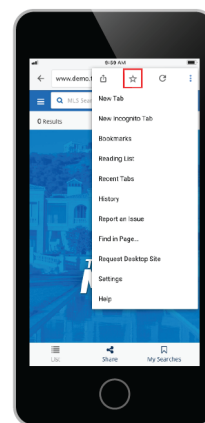


Figure B