

MultiFactor's Secure Auth Two-Factor Authentication

Two Requirements: Installation of Java Software and One-Time Registration

Register all of the Computers that you Utilize to Access TheMLS.com/THEMLSPRO®!

1. Installation of Java Software Version 1.5 or Higher

The Java software must be installed on all of your computers that you use to access THEMLSPRO®/TheMLS.com. In most cases, you will find that the Java software is already installed on your computers.

2. Private One-Time Registration and/or Recurring Public Registration

- **One-Time Private Registration**

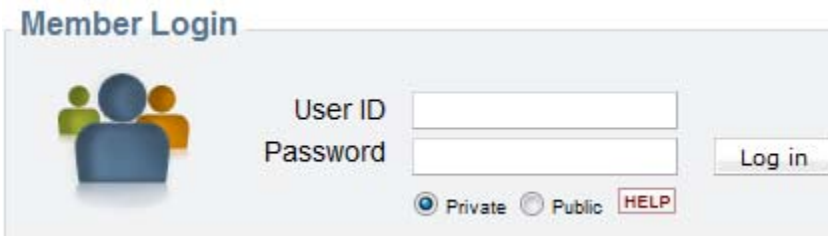
Go to www.TheMLS.com and login using your User ID and Password.

Note: There are two radio buttons labeled **Private** or **Public** below the User ID and Password fields. Select the **Private** option for computer(s) that you always utilize to access TheMLS.com such as your home computer, personal laptop, or office computer.

- **Recurring Public Registration**

Choose the **Public** option for computers that are public such as library computers, shared office computers, and/or clients' computers etc.

Member Login



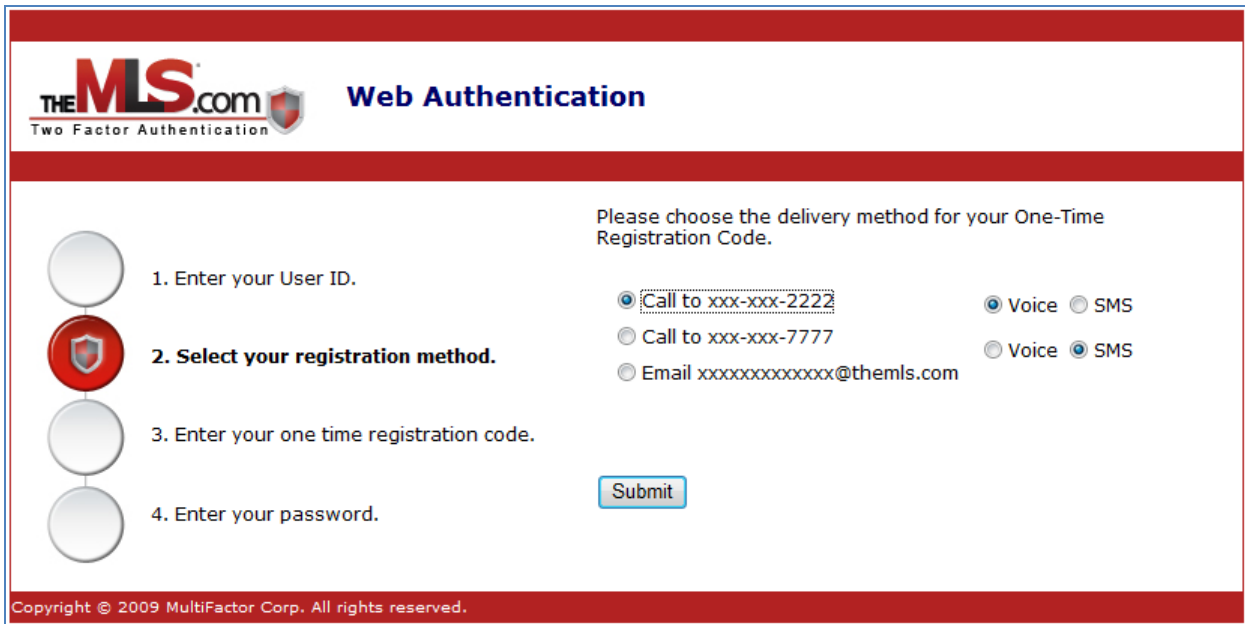
The Member Login form features a blue header with the text "Member Login" and a small icon of three stylized human figures. Below the icon are two input fields: "User ID" and "Password". To the right of the "Password" field is a "Log in" button. Below the input fields are two radio buttons: "Private" (selected) and "Public". To the right of the radio buttons is a red "HELP" button.

3. The following window may appear on some computers. If it does, click RUN to continue.



4. One-Time Registration Code Delivery Methods

The registration screen will appear when the system does not recognize your computer as a previously registered computer. Pick one of the following three delivery methods to receive your One-Time Registration Code: Listing Agent Phone Number (LA1), Cell Number, or Email Address. This information is pulled directly from your The MLS®/CLAW member record. Please select one of the three delivery methods to receive your **One-Time Registration Code** and click the **Submit** button.



THE MLS.com Two Factor Authentication **Web Authentication**

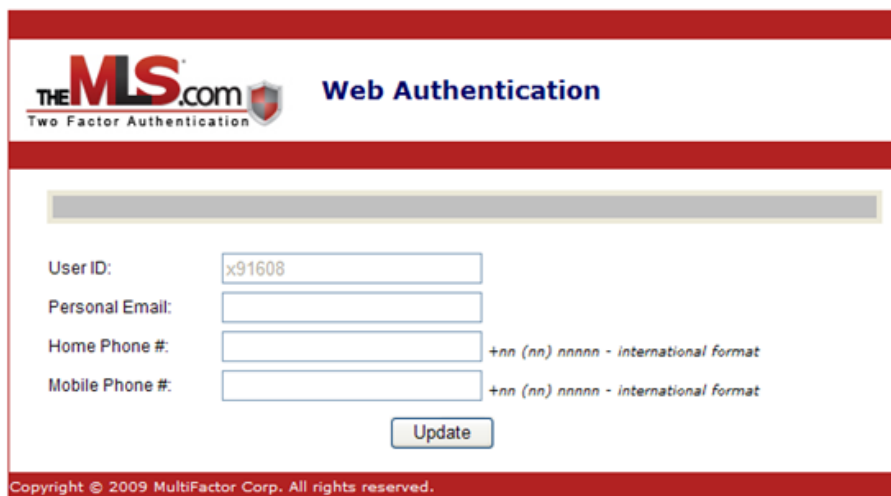
Please choose the delivery method for your One-Time Registration Code.

1. Enter your User ID.
2. Select your registration method.
 - Call to xxx-xxx-2222
 - Voice SMS
 - Call to xxx-xxx-7777
 - Voice SMS
 - Email xxxxxxxxxxxx@themls.com
3. Enter your one time registration code.
4. Enter your password.

Copyright © 2009 MultiFactor Corp. All rights reserved.

5. The MLS®/CLAW Member Record Update

If the LA1, Cell Number, or Email Address do not appear on your member record, the screen below will appear. It is strongly suggested that you update your member record with the most accurate and complete information.



THE MLS.com Two Factor Authentication **Web Authentication**

User ID:

Personal Email:

Home Phone #: +nn (nn) nnnn - international format

Mobile Phone #: +nn (nn) nnnn - international format

Copyright © 2009 MultiFactor Corp. All rights reserved.

6. Registration Code

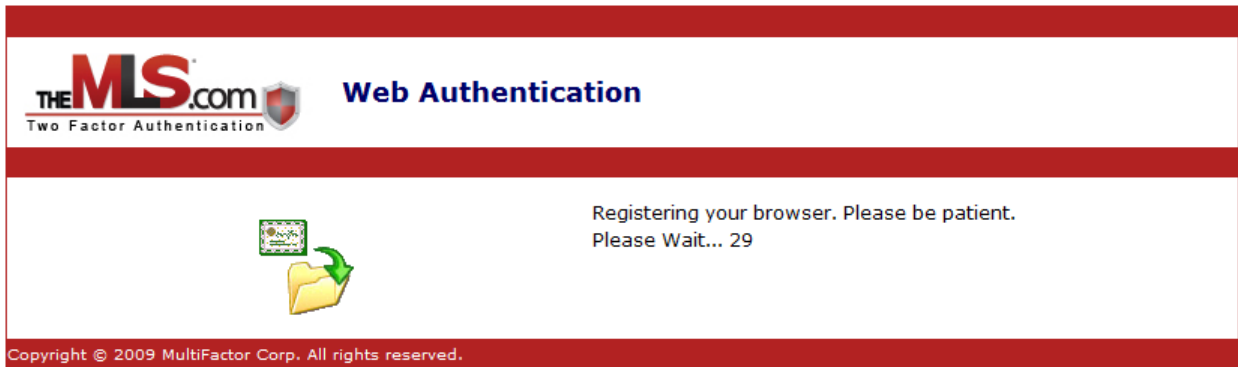
If your member record already includes the LA1, Cell Number, or Email Address, the screen below will appear. Please enter the Registration Code that was sent to your preferred delivery method into the Registration field and click the Submit button.



The screenshot shows the 'Web Authentication' interface for 'THEMLS.com Two Factor Authentication'. It features a vertical list of four steps on the left, with the third step, '3. Enter your one time registration code.', highlighted with a red shield icon. To the right, there is a numeric keypad with buttons for digits 1-9, 0, and a 'C' button. Below the keypad is a text input field labeled 'Registration Code:' containing the value '5492'. A 'Submit' button is located below the input field. A red message at the bottom right reads: 'If you do not receive a password, please click here to try an alternate method.' The footer contains the copyright notice: 'Copyright © 2009 MultiFactor Corp. All rights reserved.'

7. Wait for the window below to appear to complete the registration.

Note: For Public mode the window below will be bypassed.



The screenshot shows a 'Web Authentication' progress screen for 'THEMLS.com Two Factor Authentication'. On the left, there is a small icon of a folder with a green arrow pointing into it. To the right, the text reads: 'Registering your browser. Please be patient. Please Wait... 29'. The footer contains the copyright notice: 'Copyright © 2009 MultiFactor Corp. All rights reserved.'

8. Additional Computers One-Time Registration

You must follow these steps for each of the computers that you utilize to access TheMLS.com/THEMLSPRO®. It is a One-Time Registration for each of your computers. Thereafter, you will login as normal and TheMLS.com/THEMLSPRO® will recognize that your registered computer is secure. This process will only be repeated for Public Mode.