

MultiFactor's Secure Auth Two-Factor Authentication

Two Requirements: Installation of Java Software and One-Time Registration

Register all of the Computers that you Utilize to Access TheMLS.com/THEMLSPRO®!

1. Installation of Java Software Version 1.5 or Higher

The Java software must be installed on all of your computers that you use to access THEMLSPRO®/TheMLS.com. In most cases, you will find that the Java software is already installed on your computers.

2. Private One-Time Registration and/or Recurring Public Registration

- **One-Time Private Registration**

Go to www.TheMLS.com and login using your User ID and Password.

Note: There are two radio buttons labeled **Private** or **Public** below the User ID and Password fields. Select the **Private** option for computer(s) that you always utilize to access TheMLS.com such as your home computer, personal laptop, or office computer.


- **Recurring Public Registration**

Choose the **Public** option for computers that are public such as library computers, shared office computers, and/or clients' computers etc.



4. One-Time Registration Code Delivery Methods

The registration screen will appear when the system does not recognize your computer as a previously registered computer. Pick one of the following three delivery methods to receive your One-Time Registration Code: Listing Agent Phone Number (LA1), Cell Number, or Email Address. This information is pulled directly from your The MLS®/CLAW member record. Please select one of the three delivery methods to receive your **One-Time Registration Code** and click the **Submit** button.




Please choose the delivery method for your One-Time Registration Code.

1. Enter your User ID.
2. Select your registration method.
 - Call to xxx-xxx-2222
 - Call to xxx-xxx-7777
 - Email xxxxxxxxxxxxxx@themls.com
 - Voice SMS
 - Voice SMS
3. Enter your one time registration code.
4. Enter your password.

Copyright © 2009 MultiFactor Corp. All rights reserved.

5. The MLS®/CLAW Member Record Update

If the LA1, Cell Number, or Email Address do not appear on your member record, the screen below will appear. It is strongly suggested that you update your member record with the most accurate and complete information.



User ID:

Personal Email:


Home Phone #: +nn (nn) nnnnn - international format

Mobile Phone #: +nn (nn) nnnnn - international format

Copyright © 2009 MultiFactor Corp. All rights reserved.

6. Registration Code

If your member record already includes the LA1, Cell Number, or Email Address, the screen below will appear. Please enter the Registration Code that was sent to your preferred delivery method into the Registration field and click the Submit button.



Web Authentication

Enter the code that you just received by email.

1. Enter your User ID.
2. Select your registration method.
- 3. Enter your one time registration code.**
4. Enter your password.

1	2	3
4	5	6
7	8	9
0	C	


Registration Code:

If you do not receive a password, please [click here](#) to try an alternate method.

Copyright © 2009 MultiFactor Corp. All rights reserved.


7. Wait for the window below to appear to complete the registration.

Note: For Public mode the window below will be bypassed.



Web Authentication

Registering your browser. Please be patient.
Please Wait... 29



Copyright © 2009 MultiFactor Corp. All rights reserved.

8. Additional Computers One-Time Registration

You must follow these steps for each of the computers that you utilize to access TheMLS.com/THEMLSPRO®. It is a One-Time Registration for each of your computers. Thereafter, you will login as normal and TheMLS.com/THEMLSPRO® will recognize that your registered computer is secure. This process will only be repeated for Public Mode.