

# The MLS Sign up Process



# Create Free Floor Plans in VESTAPLUS™ with CubiCasa!



CubiCasa is a revolutionary mobile app that produces detailed and attractive floor plans in just minutes. The app requires no training and no extra equipment, and will work with almost any smartphone or tablet.

**REALTOR® and Appraiser Members Now Have Access to:**

- Free floor plans, with room dimensions and total square footage.
- 25% discounts\* on optional add-ons such as fixed furniture, Appraisal GLA, rush orders, or homes larger than 5,000 sq. ft.
- The ability to edit and customize floor plan outputs
- Access to CubiCasa's directory of real estate photographers - Additionally, CubiCasa can be used by any photographer members already work with.

**Follow the Sign-Up process in the following slides to become eligible for benefits as a member of The MLS™**

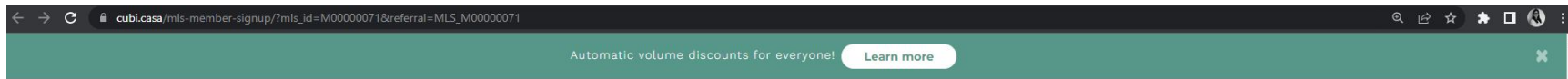
**\*Discounts and Added Features can be found on the last page**



# Step 1: Click on the CubiCasa Link in the Quick Links Widget in Your Member Dashboard



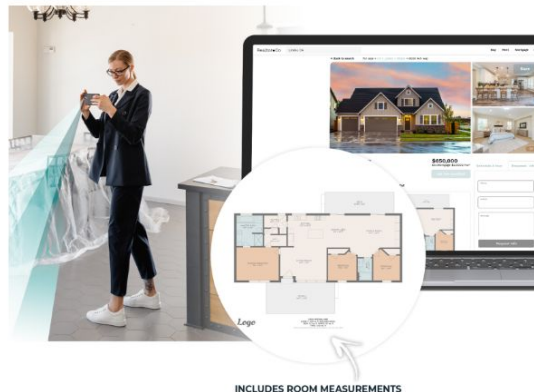
# Step 2: Click on "Sign up" in the Landing Page



## Add a Floor Plan to Your Listings in 5 Minutes – For Free!

Why use CubiCasa floor plans on your listings?

1. Floor plans have been proven to **reduce time on market and win more listings**
2. With CubiCasa, adding a floor plan is a breeze – only **5 minutes to scan a floor plan**
3. Stand out by adding the **most requested feature** after photos on a listing



Click here, sign up

Sign up. Scan. Done. 🏡



# Step 3: Enter Your Email Address and Password to Create Your Account

← → ↻ app.cubicasa.com/web/signup

## Create an account


Already have an account? [Log in instead.](#)

**Email**

**Password**


I accept the Terms of Service and Privacy Policy

**Next**



**Get started for free**

Try CubiCasa for free with your smartphone to get an ANSI-aligned floor plan today

**CUBICASA**

# Step 4: Enter Your Company's Details

app.cubi.casa/web/company

## Company details

Create a company

Company name

May's MLS Company

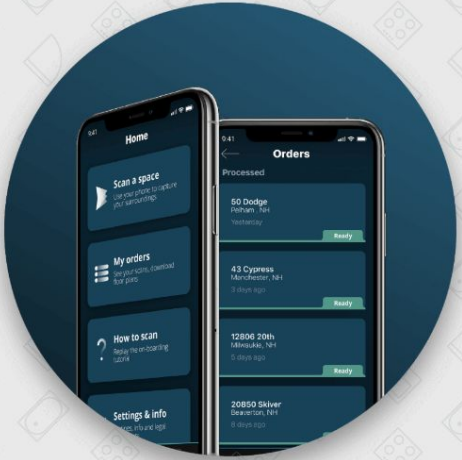
Country

United States


Floor plan language

English with primary denotation

Create account



A boost for your business.  
Just one more step and you are minutes away from your first scan



CUBICASA

# Step 5: Select Agent or Appraiser

app.cubi.casa/web/customer-type

One more thing

My role is..

Agent

Appraiser

Photographer

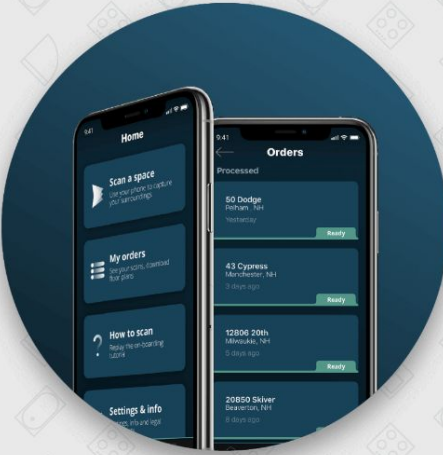
Contractor

Home Inspector


Personal Use

Other

Done



A boost for your business.  
Just one more step and you are minutes away from your first scan



# Step 6: Enter Your MLS ID then Click on “Verify this account”

app.cubi.casa/web/mls-memberships

One last step

### MLS Membership

You may be eligible for special discounts or features if you affiliate your CubiCasa account to your local MLS

**MLS Name**

The MLS - Los Angeles - CA

**MLS Login ID**

Your login username or ID for your MLS


**Verify this account**  
*Verify this account to get discount*

**Add Membership**

Skip now

Verify the account

Enter your MLS ID here





# Step 7: Account will be Verified, Then Click on “Add Membership”

One last step

## MLS Membership

You may be eligible for special discounts or features if you affiliate your CubiCasa account to your local MLS

**MLS Name**

The MLS - Los Angeles - CA


**MLS Login ID**

My MLS ID


MLS Membership Discount: -25 %

**Click here** → [Add Membership](#)

[Skip now](#)



# Step 8: Click on Submit



The screenshot shows a web browser window with the URL `app.cubi.casa/web/mls-memberships`. The page content includes a dark blue header with the text "One last step". Below this is a white card titled "MLS Membership" with the subtext "You may be eligible for special discounts or features if you affiliate your CubiCasa account to your local MLS". A light green box labeled "The MLS" contains the text "Login ID: My MLS ID" and "Discount: -25%". Below this box is a "+ Add More" link. A green checkmark icon is followed by the text "-25% discount has been applied". At the bottom of the card are two buttons: "Submit" (dark green) and "Skip now" (light blue). A large red arrow points from the text "Click here" to the "Submit" button. On the right side of the page, there is a large circular overlay featuring a green Android robot icon. The background of the right side has a repeating pattern of small house icons. In the bottom right corner, there is a small circular icon with a white envelope and a speech bubble, and the "CUBICASA" logo.

Click here

Submit

Skip now

## Step 9: Go to Your Inbox and Confirm Your Account

### Almost done!

We still need to confirm your email address in order to complete your account. This link is valid for 48 hours.

1. ~~Create an account~~
2. **Confirm your email**

Click here

Confirm Email

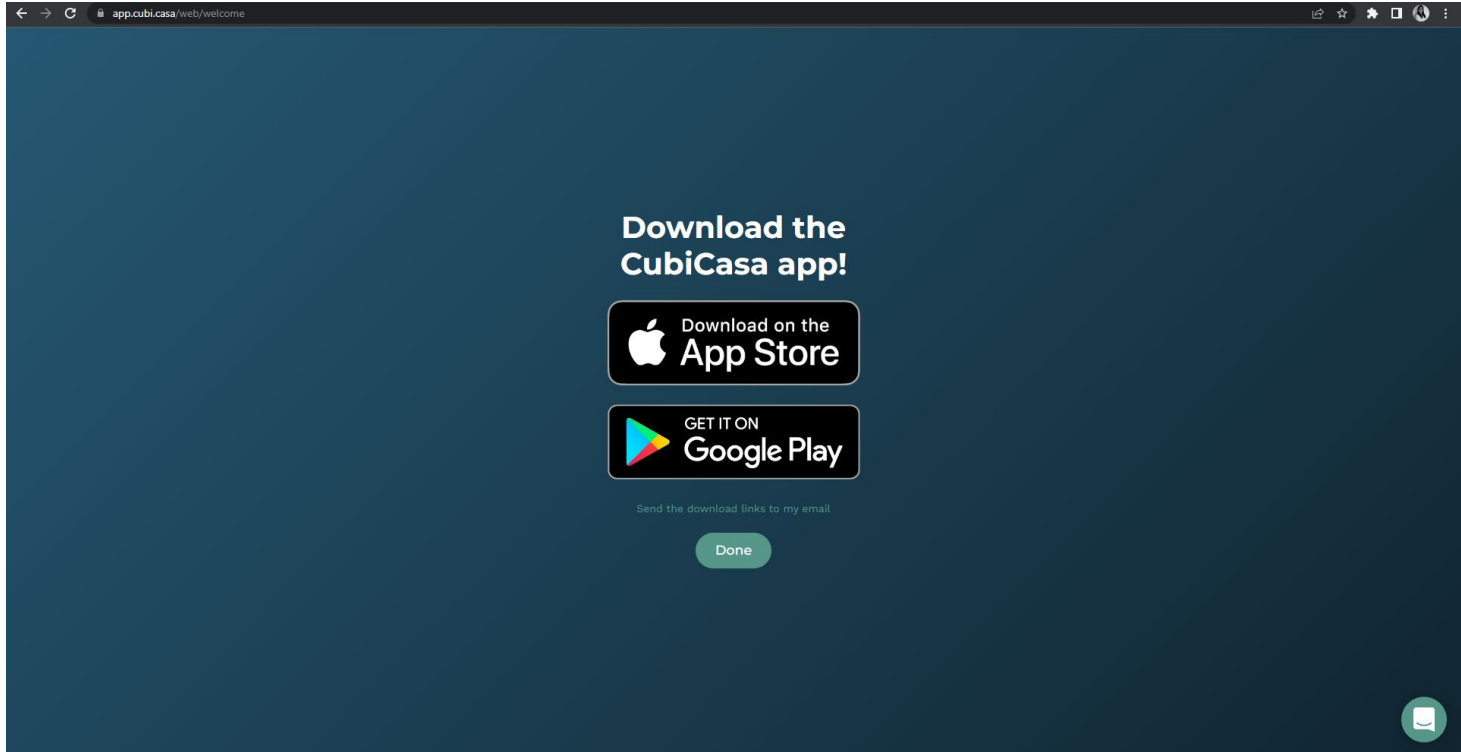
If you're having trouble with the button above, copy and paste the URL below into your web browser.

<https://app.cubi.casa/user/confirm/lm5lcmVubWxzQHlvcG1haWwuY29tlg.Y8cLOg.QHUhrAhmc943k-ZykFBdgZ7GafQ>

©2018 CubiCasa. All rights reserved.

support@cubicasa.com  
Aleksanterinkatu 21, 90100 Oulu, Finland  
Business ID: 26615142

# Step 10: Download the App, and Start Scanning!



## Discounts and Added Features

CubiCasa offers a **25% discount** on each of the following optional add-ons to REALTOR® and Appraiser members of The MLS™

- **Fixed Furniture Details (kitchen and bath fixtures, appliances, direction of door swings, etc) - \$15 retail**
- **Appraisal-Ready Gross Living Area Version that Meets Fannie Mae/ANSI Requirements - \$15 retail**
- **Rush Delivery Within 6 Hours - \$10 retail**
- **Large Properties That are More Than 5,000 sqft - \$10 retail**